

STATEMENT OF APPROPRIATIONS, ALLOTMENTS, OBLIGATIONS, DISBURSEMENTS AND BALANCES
 As of the Quarter Ending June 30, 2017


Department: Department of Social Welfare and Development (DSWD)
 Agency: Inter-Country Adoption Board
 Operating Unit: N/A
 Organization Code (UACS): 200030000000
 Fund Cluster: 01 - Regular Agency Fund

Authorization: 01 - Current Year Appropriations
 Report Status: SUBMITTED
 RECEIVED: 7/19/2017
 Intercountry Adoption Board
 Office of the Auditor

Particulars	UACS CODE	Appropriation			Allotments			Current Year Obligations				Current Year Disbursements				Balances							
		Authorized Appropriation	Adjustments (Transfer To/From, Realignment)	Adjusted Appropriations	Allotments Received	Adjustments (Withdrawal, Resignment)	Transfer To	Transfer From	Adjusted Total Allotments	1st Quarter Ending March 31	2nd Quarter Ending June 30	3rd Quarter Ending Sept. 30	4th Quarter Ending Dec. 31	Total	1st Quarter Ending March 31	2nd Quarter Ending June 30	3rd Quarter Ending Sept. 30	4th Quarter Ending Dec. 31	Total	Unreleased Appropriations	Unobligated Allotment	Unpaid Obligations (15-20) = (23+24)	
1	2	3	4	5=(3+4)	6	7	8	9	10=[(4)-(7)-(8)]	11	12	13	14	15=(11+12+13+14)	16	17	18	19	20=(16+17+18+19)	21=(5-10)	22=(4-10-15)	23	24
I. Agency Specific Budget																							
Specific Budgets of National Government Agencies		01101101																					
General Administration and Support	000001000000000	10,793,000.00		10,793,000.00	10,793,000.00				10,793,000.00	2,946,867.58	3,318,882.48			6,267,750.06	2,450,603.65	3,672,659.26			6,123,262.91		4,525,249.94		144,487.15
General Management and Supervision	103001000100000	10,752,000.00		10,752,000.00	10,752,000.00				10,752,000.00	2,948,867.58	3,318,882.48			6,267,750.06	2,450,603.65	3,672,659.26			6,123,262.91		4,484,249.94		144,487.15
PS		3,947,000.00		3,947,000.00	3,947,000.00				3,947,000.00	1,194,802.89	1,245,669.14			2,440,471.83	1,189,025.19	1,251,446.64			2,440,471.83		1,506,528.17		
MOOE		6,805,000.00		6,805,000.00	6,805,000.00				6,805,000.00	1,754,064.69	2,073,213.34			3,827,278.23	1,261,578.46	2,421,212.62			3,682,791.08		2,977,721.77		144,487.15
Administration of Personnel Benefits	103001000200000	41,000.00		41,000.00	41,000.00				41,000.00												41,000.00		
PS		41,000.00		41,000.00	41,000.00				41,000.00												41,000.00		
Operations	000003000000000	33,179,000.00		33,179,000.00	33,179,000.00				33,179,000.00	5,698,447.16	9,228,628.12			14,927,075.28	5,425,236.54	8,492,798.73			13,916,035.27		18,251,924.72		1,009,040.01
MFO 1: REGULATION OF FOREIGN ADOPTION	000003010000000	8,086,000.00		8,086,000.00	8,086,000.00				8,086,000.00	1,479,335.11	1,602,989.21			3,082,324.32	1,477,422.61	1,594,301.71			3,071,724.32		5,003,675.68		10,600.00
Accredit/License Child Caring Agencies as Liaison Service Agencies (LSAs) and Foreign Adoption Agencies (FAAs)	284003010100000	8,086,000.00		8,086,000.00	8,086,000.00				8,086,000.00	1,479,335.11	1,602,989.21			3,082,324.32	1,477,422.61	1,594,301.71			3,071,724.32		5,003,675.68		10,600.00
PS		3,346,000.00		3,346,000.00	3,346,000.00				3,346,000.00	963,428.23	786,005.77			1,749,434.00	961,515.73	787,918.27			1,749,434.00		1,596,566.00		
MOOE		4,740,000.00		4,740,000.00	4,740,000.00				4,740,000.00	515,906.88	816,983.44			1,332,890.32	515,906.88	806,383.44			1,322,290.32		3,407,109.68		10,600.00
MFO 2: ENTRUSTMENT SERVICES	000003020000000	25,093,000.00		25,093,000.00	25,093,000.00				25,093,000.00	4,219,112.05	7,625,638.91			11,844,750.96	3,947,813.93	6,898,497.02			10,846,310.95		13,248,249.04		998,440.01
Entrust desired children for inter-country adoption	284003020100000	25,093,000.00		25,093,000.00	25,093,000.00				25,093,000.00	4,219,112.05	7,625,638.91			11,844,750.96	3,947,813.93	6,898,497.02			10,846,310.95		13,248,249.04		998,440.01
PS		7,801,000.00		7,801,000.00	7,801,000.00				7,801,000.00	1,754,643.12	2,028,060.88			3,782,704.00	1,745,483.12	2,037,220.88			3,782,704.00		4,018,286.00		
MOOE		16,292,000.00		16,292,000.00	16,292,000.00				16,292,000.00	2,464,468.93	5,297,578.03			7,756,006.96	2,202,330.81	4,555,236.14			6,757,566.95		8,503,993.04		998,440.01
CO		1,032,000.00		1,032,000.00	1,032,000.00				1,032,000.00		306,040.00			306,040.00		306,040.00			306,040.00		725,960.00		
Sub-Total, Agency-Specific		43,972,000.00		43,972,000.00	43,972,000.00				43,972,000.00	6,647,314.74	12,547,510.60			21,194,825.34	7,875,840.19	12,165,457.99			20,041,298.18		22,777,174.66		1,153,627.16
PS		15,135,000.00		15,135,000.00	15,135,000.00				15,135,000.00	3,912,874.04	4,059,735.79			7,972,609.83	3,896,024.04	4,076,585.79			7,972,609.83		14,886,824.49		1,153,627.16
MOOE		27,805,000.00		27,805,000.00	27,805,000.00				27,805,000.00	4,734,440.70	8,181,734.81			12,916,175.51	3,979,816.15	7,782,832.20			11,762,648.35		14,886,824.49		
CO		1,032,000.00		1,032,000.00	1,032,000.00				1,032,000.00		306,040.00			306,040.00		306,040.00			306,040.00		725,960.00		
II. Automatic Appropriations																							
Retirement and Life Insurance Premiums		01104102																					
General Administration and Support	000001000000000	364,000.00		364,000.00	364,000.00				364,000.00	110,087.84	114,170.23			224,257.87	73,391.76	150,866.11			224,257.87		139,742.13		
General Management and Supervision	103001000100000	364,000.00		364,000.00	364,000.00				364,000.00	110,087.84	114,170.23			224,257.87	73,391.76	150,866.11			224,257.87		139,742.13		
PS		364,000.00		364,000.00	364,000.00				364,000.00	110,087.84	114,170.23			224,257.87	73,391.76	150,866.11			224,257.87		139,742.13		
Operations	000003000000000	995,000.00		995,000.00	995,000.00				995,000.00	251,331.12	259,487.11			510,798.23	167,554.08	343,244.15			510,798.23		484,201.77		
MFO 1: REGULATION OF FOREIGN ADOPTION	000003010000000	292,000.00		292,000.00	292,000.00				292,000.00	79,483.32	79,483.32			158,966.64	52,988.88	105,977.76			158,966.64		133,033.36		
Accredit/License Child Caring Agencies as Liaison Service Agencies (LSAs) and Foreign Adoption Agencies (FAAs)	284003010100000	292,000.00		292,000.00	292,000.00				292,000.00	79,483.32	79,483.32			158,966.64	52,988.88	105,977.76			158,966.64		133,033.36		
PS		292,000.00		292,000.00	292,000.00				292,000.00	79,483.32	79,483.32			158,966.64	52,988.88	105,977.76			158,966.64		133,033.36		
MFO 2: ENTRUSTMENT SERVICES	000003020000000	703,000.00		703,000.00	703,000.00				703,000.00	171,847.80	179,983.79			351,831.59	114,565.20	237,266.39			351,831.59		351,168.41		
Entrust desired children for inter-country adoption	284003020100000	703,000.00		703,000.00	703,000.00				703,000.00	171,847.80	179,983.79			351,831.59	114,565.20	237,266.39			351,831.59		351,168.41		
PS		703,000.00		703,000.00	703,000.00				703,000.00	171,847.80	179,983.79			351,831.59	114,565.20	237,266.39			351,831.59		351,168.41		
Sub-Total, Automatic Appropriations		1,359,000.00		1,359,000.00	1,359,000.00				1,359,000.00	381,418.76	373,637.34			735,056.10	240,945.84	494,110.26			735,056.10		623,943.50		
PS		1,359,000.00		1,359,000.00	1,359,000.00				1,359,000.00	381,418.76	373,637.34			735,056.10	240,945.84	494,110.26			735,056.10		623,943.50		
III. Special Purpose Fund																							
Pension and Gratuity Fund		01101407																					
Pension and Gratuity Fund	000009080000000	430,869.64		430,869.64	430,869.64				430,869.64		430,869.64			430,869.64		430,869.64			430,869.64				.36
For payment of monetization of leave credits	103009080400000	430,869.64		430,869.64	430,869.64				430,869.64		430,869.64			430,869.64		430,869.64			430,869.64				.36
PS		430,869.64		430,869.64	430,869.64				430,869.64		430,869.64			430,869.64		430,869.64			430,869.64				.36
Sub-Total, SPF		430,869.64		430,869.64	430,869.64				430,869.64		430,869.64			430,869.64		430,869.64			430,869.64				.36
PS		430,869.64		430,869.64	430,869.64				430,869.64		430,869.64			430,869.64		430,869.64			430,869.64				.36

Particulars	UACS CODE	Appropriation			Allotments					Current Year Obligations					Current Year Disbursements					Balances			
		Authorized Appropriation	Adjustments (Transfer To/From, Realignment)	Adjusted Appropriations	Allotments Received	Adjustments (Withdrawal, Realignment)	Transfer To	Transfer From	Adjusted Total Allotments	1st Quarter	2nd Quarter	3rd Quarter	4th Quarter	Total	1st Quarter	2nd Quarter	3rd Quarter	4th Quarter	Total	Unreleased Appropriations	Unobligated Allotment	Unpaid Obligations (15-20) = (23+24)	
										Ending March 31	Ending June 30	Ending Sept. 30	Ending Dec. 31		Ending March 31	Ending June 30	Ending Sept. 30	Ending Dec. 31				Due and Demandable	Not Yet Due and Demandable
1	2	3	4	5=(3+4)	6	7	8	9	10=(10+11+12+13)	11	12	13	14	15=(11+12+13+14)	16	17	18	19	20=(16+17+18+19)	21=(5-10)	22=(10-15)	23	24
GRAND TOTAL		45,331,000.00	430,870.00	45,761,870.00	45,761,870.00				45,761,870.00	9,008,733.50	13,352,017.58			22,360,751.08	8,116,786.03	13,090,437.89			21,207,223.92		23,401,116.92		1,153,527.16
PS		16,494,000.00	430,870.00	16,924,870.00	16,924,870.00				16,924,870.00	4,274,292.80	4,864,242.77			9,138,535.57	4,136,969.88	5,001,555.65			7,786,334.43				
MOOE		27,805,000.00		27,805,000.00	27,805,000.00				27,805,000.00	4,734,440.70	8,161,734.81			12,918,175.51	3,979,816.15	7,782,632.20			11,762,648.35		14,888,824.49		1,153,527.16
CO		1,032,000.00		1,032,000.00	1,032,000.00				1,032,000.00		306,040.00			306,040.00		306,040.00			306,040.00		725,960.00		

Certified Correct:


Guerinia, Angelita

Budget Officer

Date: 18/Jul/2017


Certified Correct:


Cabrera, Jaybie

Chief Accountant

Date: JUL 18 2017


Recommended By:


Abejo, Bernadette

Director, FMS

Date: 18/Jul/2017

Approved By:


Abejo, Bernadette

Agency Head/Department

Date: 18/Jul/2017

This report was generated using the Unified Reporting System on 18/07/2017 11:32