

STATEMENT OF APPROPRIATIONS, ALLOTMENTS, OBLIGATIONS, DISBURSEMENTS AND BALANCES
As at the Quarter Ending December 31, 2020

FAR No. 1

Department : Department of Social Welfare and Development (DSWD)
Agency/Entity : Inter-Country Adoption Board
Operating Unit : < not applicable >
Organization Code (UACS) : 20 003 0000000
Fund Cluster : 01 Regular Agency Fund

X	Current Year Appropriations
	Supplemental Appropriations
	Continuing Appropriations

(e.g. UACS Fund Cluster: 01-Regular Agency Fund, 02-Foreign Assisted Projects Fund, 03-Special Account-Locally Funded/Domestic Grants Fund, and 04-Special Account-Foreign Assisted/Foreign Grants Fund)

Particulars	UACS CODE	Appropriations			Allotments			Current Year Obligations					Current Year Disbursements					Balances						
		Authorized Appropriations	Adjustments (Transfer To/From, Modifications)	Adjusted Appropriations	Allotments Received	Adjustments (Reductions, Modifications)	Transfer To	Transfer From	Adjusted Total Allotments	1st Quarter Ending March 31	2nd Quarter Ending June 30	3rd Quarter Ending Sept. 30	4th Quarter Ending Dec. 31	TOTAL	1st Quarter Ending March 31	2nd Quarter Ending June 30	3rd Quarter Ending Sept. 30	4th Quarter Ending Dec. 31	TOTAL	Unreleased Appro	Unobligated Allotments	Unpaid Obligations		
		3	4	5=(3+4)	6	7	8	9	10=(8-(7)+9)	11	12	13	14	15=(11+12+13+14)	16	17	18	19	20=(16+17+18+19)	21	22	23	24	
L Agency Specific Budget		59,382,000.00	14,034,000.00	55,344,000.00	55,344,000.00	0.00	0.00	0.00	55,344,000.00	9,049,872.65	8,099,292.65	10,128,135.33	14,648,692.47	41,961,754.10	9,055,672.65	7,873,119.00	10,354,268.56	14,195,314.70	41,508,375.33	0.00	13,382,215.90	0.00	453,218.77	
General Administration and Support	10000000000000	13,179,000.00	1,100,000.00	13,079,000.00	13,079,000.00	0.00	0.00	0.00	13,079,000.00	3,283,348.11	3,644,658.33	2,960,283.37	2,852,836.67	12,737,367.48	3,240,348.11	3,572,104.30	3,632,877.45	2,788,572.65	12,943,902.84	0.00	341,632.51	0.00	53,464.62	
General Management and Supervision	100000100001000	13,179,000.00	1,100,000.00	13,079,000.00	13,079,000.00	0.00	0.00	0.00	13,079,000.00	3,283,348.11	3,644,658.33	2,960,283.37	2,852,836.67	12,737,367.48	3,240,348.11	3,572,104.30	3,632,877.45	2,788,572.65	12,943,902.84	0.00	341,632.51	0.00	53,464.62	
PS		5,476,000.00	0.00	5,476,000.00	5,476,000.00	0.00	0.00	0.00	5,476,000.00	1,721,258.42	1,119,246.88	1,234,679.09	1,420,942.45	5,495,237.84	1,721,258.42	1,119,246.88	1,234,679.09	1,419,243.45	5,495,137.65	0.00	19,237.86	0.00	100.00	
MOOE		7,703,000.00	1,100,000.00	7,603,000.00	7,603,000.00	0.00	0.00	0.00	7,603,000.00	1,562,089.69	2,525,411.45	1,725,604.28	1,431,894.22	7,242,129.62	1,519,089.69	2,452,857.42	1,798,198.36	1,378,628.52	7,188,764.93	0.00	350,878.45	0.00	53,364.62	
Administration of Personnel Benefits	100000100002000	0.00	0.00	0.00	0.00	0.00	0.00	0.00	0.00	0.00	0.00	0.00	0.00	0.00	0.00	0.00	0.00	0.00	0.00	0.00	0.00	0.00	0.00	0.00
PS		0.00	0.00	0.00	0.00	0.00	0.00	0.00	0.00	0.00	0.00	0.00	0.00	0.00	0.00	0.00	0.00	0.00	0.00	0.00	0.00	0.00	0.00	0.00
Sub-Total, General Administration and Support		13,179,000.00	1,100,000.00	13,079,000.00	13,079,000.00	0.00	0.00	0.00	13,079,000.00	3,283,348.11	3,644,658.33	2,960,283.37	2,852,836.67	12,737,367.48	3,240,348.11	3,572,104.30	3,632,877.45	2,788,572.65	12,943,902.84	0.00	341,632.51	0.00	53,464.62	
PS		5,476,000.00	0.00	5,476,000.00	5,476,000.00	0.00	0.00	0.00	5,476,000.00	1,721,258.42	1,119,246.88	1,234,679.09	1,420,942.45	5,495,237.84	1,721,258.42	1,119,246.88	1,234,679.09	1,419,243.45	5,495,137.65	0.00	19,237.86	0.00	100.00	
MOOE		7,703,000.00	1,100,000.00	7,603,000.00	7,603,000.00	0.00	0.00	0.00	7,603,000.00	1,562,089.69	2,525,411.45	1,725,604.28	1,431,894.22	7,242,129.62	1,519,089.69	2,452,857.42	1,798,198.36	1,378,628.52	7,188,764.93	0.00	350,878.45	0.00	53,364.62	
FinEx (if Applicable)		0.00	0.00	0.00	0.00	0.00	0.00	0.00	0.00	0.00	0.00	0.00	0.00	0.00	0.00	0.00	0.00	0.00	0.00	0.00	0.00	0.00	0.00	0.00
CO		0.00	0.00	0.00	0.00	0.00	0.00	0.00	0.00	0.00	0.00	0.00	0.00	0.00	0.00	0.00	0.00	0.00	0.00	0.00	0.00	0.00	0.00	0.00
Operations	3000000000000000	48,203,000.00	13,936,000.00	42,265,000.00	42,265,000.00	0.00	0.00	0.00	42,265,000.00	5,805,323.54	4,454,554.32	7,167,851.96	11,796,656.60	29,224,246.62	5,805,323.54	4,201,614.70	7,321,291.58	11,326,742.65	28,824,472.47	0.00	13,049,613.33	0.00	399,914.19	
OO - Pagos ng Pinakamalaking Salapi sa mga Anak na nagkaroon ng pagpapalagay sa pagpapalagay ng mga anak		48,203,000.00	13,936,000.00	42,265,000.00	42,265,000.00	0.00	0.00	0.00	42,265,000.00	5,805,323.54	4,454,554.32	7,167,851.96	11,796,656.60	29,224,246.62	5,805,323.54	4,201,614.70	7,321,291.58	11,326,742.65	28,824,472.47	0.00	13,049,613.33	0.00	399,914.19	
INTERCOUNTRY ADOPTION REGULATORY PROGRAM		16,542,000.00	12,400,000.00	14,142,000.00	14,142,000.00	0.00	0.00	0.00	14,142,000.00	1,441,651.43	1,309,428.09	1,104,273.18	2,232,178.05	6,078,530.75	1,441,651.43	1,309,428.09	1,104,273.18	2,232,178.05	6,054,530.75	0.00	6,054,530.75	0.00	24,000.00	
Accreditation/Authorization of Foreign Adoption Agencies and Child-Caring Agencies as Liaison Service Agencies	3101001000001000	16,542,000.00	12,400,000.00	14,142,000.00	14,142,000.00	0.00	0.00	0.00	14,142,000.00	1,441,651.43	1,309,428.09	1,104,273.18	2,232,178.05	6,078,530.75	1,441,651.43	1,309,428.09	1,104,273.18	2,232,178.05	6,054,530.75	0.00	6,054,530.75	0.00	24,000.00	
PS		4,353,000.00	0.00	4,353,000.00	4,353,000.00	0.00	0.00	0.00	4,353,000.00	1,342,826.62	1,119,376.85	568,179.15	1,038,097.44	4,368,480.14	1,342,826.62	1,119,376.85	868,179.15	1,038,097.44	4,368,480.14	0.00	15,490.14	0.00	0.00	
MOOE		5,419,000.00	12,400,000.00	3,319,000.00	3,319,000.00	0.00	0.00	0.00	3,319,000.00	99,824.75	181,051.24	535,094.01	1,193,880.60	17,855,750.61	99,824.75	181,051.24	239,098.31	1,193,880.60	17,855,750.61	0.00	2,564,040.56	0.00	24,000.00	
CO		6,770,000.00	0.00	6,770,000.00	6,770,000.00	0.00	0.00	0.00	6,770,000.00	0.00	0.00	84,495.00	991,716.00	1,076,211.00	0.00	0.00	84,495.00	991,716.00	1,076,211.00	0.00	2,393,730.00	0.00	0.00	
INTER-COUNTRY ADOPTION PROGRAM		29,661,000.00	11,538,000.00	28,123,000.00	28,123,000.00	0.00	0.00	0.00	28,123,000.00	4,363,672.11	3,154,126.25	6,063,374.78	9,561,474.75	23,145,855.87	4,363,672.11	3,000,586.61	6,217,118.40	9,183,564.60	22,769,341.72	0.00	4,977,144.13	0.00	375,914.19	
Accreditation/Authorization of children for inter-country adoption	3102001000001000	29,661,000.00	11,538,000.00	28,123,000.00	28,123,000.00	0.00	0.00	0.00	28,123,000.00	4,363,672.11	3,154,126.25	6,063,374.78	9,561,474.75	23,145,855.87	4,363,672.11	3,000,586.61	6,217,118.40	9,183,564.60	22,769,341.72	0.00	4,977,144.13	0.00	375,914.19	
PS		5,173,000.00	700,000.00	5,873,000.00	5,873,000.00	0.00	0.00	0.00	5,873,000.00	2,103,995.30	1,408,272.33	1,817,534.14	3,168,938.87	9,310,896.64	2,103,995.30	1,408,272.33	1,817,534.14	3,540,808.87	9,310,596.64	0.00	582,332.36	0.00	100.00	
MOOE		20,488,000.00	10,838,000.00	18,250,000.00	18,250,000.00	0.00	0.00	0.00	18,250,000.00	2,259,676.81	1,745,853.92	4,245,840.64	6,392,535.88	13,834,959.23	2,259,676.81	1,592,314.27	4,399,584.26	5,207,655.73	13,458,345.08	0.00	4,114,840.77	0.00	375,814.19	

This report was generated using the Unified Reporting System on 22/02/2021 09:34 version: FAR1.1.5 ; Status : SUBMITTED

Department : Department of Social Welfare and Development (DSWD)
 Agency/Entity : Inter-Country Adoption Board
 Operating Unit : < not applicable >
 Organization Code (UACS) : 20 003 0000000
 Fund Cluster : 01 Regular Agency Fund

X	Current Year Appropriations
	Supplemental Appropriations
	Continuing Appropriations


(e.g. UACS Fund Cluster; 01-Regular Agency Fund, 02-Foreign Assisted Projects Fund, 03-Special Account-Locally Funded/Domestic Grants Fund, and 04-Special Account-Foreign Assisted/Foreign Grants Fund)

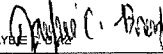
Particulars	UACS CODE	Appropriations			Allotments			Current Year Obligations					Current Year Disbursements					Balances					
		Authorized Appropriations	Adjustments (Transfer To/From, Modifications)	Adjusted Appropriations	Allotments Received	Adjustments (Reductions, Modifications)	Transfer To	Transfer From	Adjusted Total Allotments	1st Quarter Ending March 31	2nd Quarter Ending June 30	3rd Quarter Ending Sept. 30	4th Quarter Ending Dec. 31	TOTAL	1st Quarter Ending March 31	2nd Quarter Ending June 30	3rd Quarter Ending Sept. 30	4th Quarter Ending Dec. 31	TOTAL	Unreleased Appro	Unobligated Allotments	Unpaid Obligations	
		3	4	5=(3+4)	6	7	8	9	10=[(6+7)-8+9]	11	12	13	14	15=(11+12+13+14)	16	17	18	19	20=(16+17+18+19)	21	22	23	24
Sub-Total, Operations		48,203,000.00	(3,938,000.00)	42,265,000.00	42,265,000.00	0.00	0.00	0.00	42,265,000.00	5,805,323.54	4,451,554.32	7,167,851.96	11,708,658.82	29,231,388.62	5,805,323.54	4,301,014.70	7,721,281.54	11,336,742.85	29,231,388.62	0.00	13,840,811.32	0.00	399,814.15
PS		13,526,000.00	700,000.00	14,226,000.00	13,526,000.00	700,000.00	0.00	0.00	14,226,000.00	1,444,721.29	2,527,648.18	2,635,729.29	5,018,098.33	13,679,176.75	3,448,721.58	2,527,648.18	2,635,729.29	5,018,098.33	13,679,176.75	0.00	548,823.22	0.00	100.00
MOOE		26,907,000.00	(4,338,000.00)	21,569,000.00	22,269,000.00	(700,000.00)	0.00	0.00	21,569,000.00	2,359,601.59	1,926,205.14	4,397,847.87	5,785,784.47	14,468,938.84	2,359,601.58	1,773,365.52	4,551,187.29	5,355,970.32	14,093,124.69	0.00	7,100,041.10	0.00	399,814.15
FinEx (if Applicable)		0.00	0.00	0.00	0.00	0.00	0.00	0.00	0.00	0.00	0.00	0.00	0.00	0.00	0.00	0.00	0.00	0.00	0.00	0.00	0.00	0.00	0.00
CO		6,770,000.00	(300,000.00)	6,470,000.00	6,470,000.00	0.00	0.00	0.00	6,470,000.00	0.00	0.00	84,495.00	991,776.00	1,076,271.00	0.00	0.00	84,495.00	991,776.00	1,076,271.00	0.00	5,383,728.00	0.00	0.00
Sub-Total, Agency Specific Budget		58,382,000.00	(4,038,000.00)	55,344,000.00	55,344,000.00	0.00	0.00	0.00	55,344,000.00	9,082,872.95	8,099,352.55	10,128,135.33	14,818,893.47	41,961,754.19	9,082,872.95	7,872,119.00	10,354,268.84	14,195,314.70	41,508,375.33	0.00	13,382,545.90	0.00	453,378.17
PS		19,002,000.00	700,000.00	19,702,000.00	19,002,000.00	700,000.00	0.00	0.00	19,702,000.00	5,187,994.40	3,644,856.06	3,920,338.33	6,439,133.62	19,174,414.64	5,187,994.40	3,920,338.33	3,644,856.06	6,439,133.62	19,174,414.64	0.00	527,585.34	0.00	200.00
MOOE		33,610,000.00	(4,438,000.00)	29,172,000.00	29,872,000.00	(700,000.00)	0.00	0.00	29,172,000.00	3,817,682.25	4,452,356.59	6,123,251.95	7,217,777.65	21,711,068.44	3,817,682.25	4,220,222.94	6,349,285.66	6,754,508.88	21,257,688.67	0.00	7,469,931.56	0.00	453,178.17
FinEx (if Applicable)		0.00	0.00	0.00	0.00	0.00	0.00	0.00	0.00	0.00	0.00	0.00	0.00	0.00	0.00	0.00	0.00	0.00	0.00	0.00	0.00	0.00	0.00
CO		6,770,000.00	(300,000.00)	6,470,000.00	6,470,000.00	0.00	0.00	0.00	6,470,000.00	0.00	0.00	84,495.00	991,776.00	1,076,271.00	0.00	0.00	84,495.00	991,776.00	1,076,271.00	0.00	5,383,728.00	0.00	0.00
B. Automatic Appropriations		1,723,000.00	(1,274,500.00)	448,500.00	1,744,500.00	(1,296,000.00)	0.00	0.00	448,500.00	431,801.50	0.00	0.00	0.00	431,801.50	431,801.50	0.00	0.00	0.00	431,801.50	0.00	16,688.50	0.00	0.00
Specific Budgets of National Government Agencies		1,723,000.00	(1,274,500.00)	448,500.00	1,744,500.00	(1,296,000.00)	0.00	0.00	448,500.00	431,801.50	0.00	0.00	0.00	431,801.50	431,801.50	0.00	0.00	0.00	431,801.50	0.00	16,688.50	0.00	0.00
Retirement and Life Insurance Premiums		1,723,000.00	(1,274,500.00)	448,500.00	1,744,500.00	(1,296,000.00)	0.00	0.00	448,500.00	431,801.50	0.00	0.00	0.00	431,801.50	431,801.50	0.00	0.00	0.00	431,801.50	0.00	16,688.50	0.00	0.00
PS		1,723,000.00	(1,274,500.00)	448,500.00	1,744,500.00	(1,296,000.00)	0.00	0.00	448,500.00	431,801.50	0.00	0.00	0.00	431,801.50	431,801.50	0.00	0.00	0.00	431,801.50	0.00	16,688.50	0.00	0.00
Sub-Total B. Automatic Appropriations		1,723,000.00	(1,274,500.00)	448,500.00	1,744,500.00	(1,296,000.00)	0.00	0.00	448,500.00	431,801.50	0.00	0.00	0.00	431,801.50	431,801.50	0.00	0.00	0.00	431,801.50	0.00	16,688.50	0.00	0.00
PS		1,723,000.00	(1,274,500.00)	448,500.00	1,744,500.00	(1,296,000.00)	0.00	0.00	448,500.00	431,801.50	0.00	0.00	0.00	431,801.50	431,801.50	0.00	0.00	0.00	431,801.50	0.00	16,688.50	0.00	0.00
MOOE		0.00	0.00	0.00	0.00	0.00	0.00	0.00	0.00	0.00	0.00	0.00	0.00	0.00	0.00	0.00	0.00	0.00	0.00	0.00	0.00	0.00	0.00
FinEx		0.00	0.00	0.00	0.00	0.00	0.00	0.00	0.00	0.00	0.00	0.00	0.00	0.00	0.00	0.00	0.00	0.00	0.00	0.00	0.00	0.00	0.00
CO		0.00	0.00	0.00	0.00	0.00	0.00	0.00	0.00	0.00	0.00	0.00	0.00	0.00	0.00	0.00	0.00	0.00	0.00	0.00	0.00	0.00	0.00
III. Special Purpose Fund		0.00	841,000.00	841,000.00	0.00	841,000.00	0.00	0.00	841,000.00	0.00	0.00	420,500.00	0.00	420,500.00	0.00	420,500.00	0.00	0.00	420,500.00	0.00	420,500.00	0.00	0.00
Discontinuous Personnel Benefits Fund		0.00	841,000.00	841,000.00	0.00	841,000.00	0.00	0.00	841,000.00	0.00	0.00	420,500.00	0.00	420,500.00	0.00	420,500.00	0.00	0.00	420,500.00	0.00	420,500.00	0.00	0.00
PS		0.00	841,000.00	841,000.00	0.00	841,000.00	0.00	0.00	841,000.00	0.00	0.00	420,500.00	0.00	420,500.00	0.00	420,500.00	0.00	0.00	420,500.00	0.00	420,500.00	0.00	0.00
Sub-Total III. Special Purpose Fund		0.00	841,000.00	841,000.00	0.00	841,000.00	0.00	0.00	841,000.00	0.00	0.00	420,500.00	0.00	420,500.00	0.00	420,500.00	0.00	0.00	420,500.00	0.00	420,500.00	0.00	0.00
PS		0.00	841,000.00	841,000.00	0.00	841,000.00	0.00	0.00	841,000.00	0.00	0.00	420,500.00	0.00	420,500.00	0.00	420,500.00	0.00	0.00	420,500.00	0.00	420,500.00	0.00	0.00
MOOE		0.00	0.00	0.00	0.00	0.00	0.00	0.00	0.00	0.00	0.00	0.00	0.00	0.00	0.00	0.00	0.00	0.00	0.00	0.00	0.00	0.00	0.00
FinEx		0.00	0.00	0.00	0.00	0.00	0.00	0.00	0.00	0.00	0.00	0.00	0.00	0.00	0.00	0.00	0.00	0.00	0.00	0.00	0.00	0.00	0.00
CO		0.00	0.00	0.00	0.00	0.00	0.00	0.00	0.00	0.00	0.00	0.00	0.00	0.00	0.00	0.00	0.00	0.00	0.00	0.00	0.00	0.00	0.00
GRAND TOTAL		41,105,000.00	(4,471,500.00)	56,633,500.00	57,088,500.00	(455,000.00)	0.00	0.00	56,633,500.00	9,517,474.15	8,519,727.65	10,128,135.33	14,818,893.47	42,814,095.60	9,517,474.15	8,253,619.00	10,354,268.84	14,195,314.70	42,360,676.63	0.00	13,818,444.45	0.00	453,378.17
PS		20,725,000.00	288,500.00	20,991,500.00	20,748,500.00	243,000.00	0.00	0.00	20,991,500.00	5,598,791.69	4,007,398.06	3,920,338.33	6,439,133.62	20,026,716.14	5,598,791.90	4,007,398.06	3,920,338.33	6,439,939.82	20,026,516.16	0.00	964,733.64	0.00	200.00
MOOE		33,610,000.00	(4,438,000.00)	29,172,000.00	29,872,000.00	(700,000.00)	0.00	0.00	29,172,000.00	3,817,682.25	4,452,356.59	6,123,251.95	7,217,777.65	21,711,068.44	3,817,682.25	4,220,222.94	6,349,285.66	6,754,508.88	21,257,688.67	0.00	7,469,931.56	0.00	453,178.17
CO		6,770,000.00	(300,000.00)	6,470,000.00	6,470,000.00	0.00	0.00	0.00	6,470,000.00	0.00	0.00	84,495.00	991,776.00	1,076,271.00	0.00	0.00	84,495.00	991,776.00	1,076,271.00	0.00	5,383,728.00	0.00	0.00

Department : Department of Social Welfare and Development (DSWD)
 Agency/Entity : Inter-Country Adoption Board
 Operating Unit : < not applicable >
 Organization Code (UACS) : 20 003 0000000
 Fund Cluster : 01 Regular Agency Fund
 (e.g. UACS Fund Cluster: 01-Regular Agency Fund, 02-Foreign Assisted Projects Fund, 03-Special Account-Locally Funded/Domestic Grants Fund, and 04-Special Account-Foreign Assisted/Foreign Grants Fund)


X Current Year Appropriations
 Supplemental Appropriations
 Continuing Appropriations

Particulars	UACS CODE	Appropriations			Allotments			Current Year Obligations							Current Year Disbursements				Balances				
		Authorized Appropriations	Adjustments (Transfer To/From, Modifications)	Adjusted Appropriations	Allotments Received	Adjustments (Reductions, Modifications)	Transfer To	Transfer From	Adjusted Total Allotments	1st Quarter Ending March 31	2nd Quarter Ending June 30	3rd Quarter Ending Sept. 30	4th Quarter Ending Dec. 31	TOTAL	1st Quarter Ending March 31	2nd Quarter Ending June 30	3rd Quarter Ending Sept. 30	4th Quarter Ending Dec. 31	TOTAL	Unvested Appro	Unobligated Allotments	Unpaid Obligations	
		3	4	5=(3+4)	6	7	8	9	10=[(8+(-)7)-9+9]	11	12	13	14	15=(11+12+13+14)	16	17	18	19	20=(16+17+18+19)	21	22	23	24
Recapitulation by DO																							
Agency Specific Budget		46,203,033.00	(3,318,000.00)	42,265,000.00	42,265,000.00	0.00	0.00	0.00	42,265,000.00	5,805,323.54	4,454,554.32	7,187,851.30	11,784,658.80	29,224,385.67	5,805,323.54	4,301,014.70	7,321,291.50	11,297,742.15	28,824,472.47	0.00	13,649,813.34	0.00	399,914.15
INTER-COUNTRY ADOPTION REGULATORY PROGRAM		10,542,000.00	(2,400,000.00)	14,142,000.00	14,142,000.00	0.00	0.00	0.00	14,142,000.00	1,441,651.43	1,309,428.09	1,104,273.16	2,232,178.05	6,078,530.75	1,441,651.43	1,300,428.05	1,104,273.18	2,232,178.05	6,054,530.75	0.00	8,063,459.21	0.00	24,000.00
INTER-COUNTRY ADOPTION PROGRAM		33,661,033.00	(11,538,000.00)	28,123,000.00	28,123,000.00	0.00	0.00	0.00	28,123,000.00	4,363,672.11	3,154,126.23	6,083,578.14	9,551,478.75	23,145,854.92	4,363,672.11	3,000,586.61	6,217,018.40	9,065,564.10	22,769,941.72	0.00	4,577,144.13	0.00	375,914.15


 ANGELINA N. GUERINIA
 Admin. Officer V
 Date: 2021-02-22 00:29:29


 JAY E. ABEJO
 Accountant III
 Date: 2021-02-22 00:29:29

N/A
 N/A
 Date: 2021-02-22 00:29:43


 BERNADETTE B. ABEJO
 Executive Director III
 Date: 2021-02-22 00:34:44